

Melt Pressure Transmitter

Model: PT124B-123 (High precision)



Description

PT124B-123 Series high precision Melt Pressure Transmitter, it adopts special construction and excellent alloy elastic membrane to reduce the thermal draft and improve the accuracy. Zero & full span can be adjustable, amplified signal can be connected with PLC, which is the international standard. It is suitable for pressure measuring and controlling in melt fluid medium, such as the plastic & polymer in the process equipments.

Application

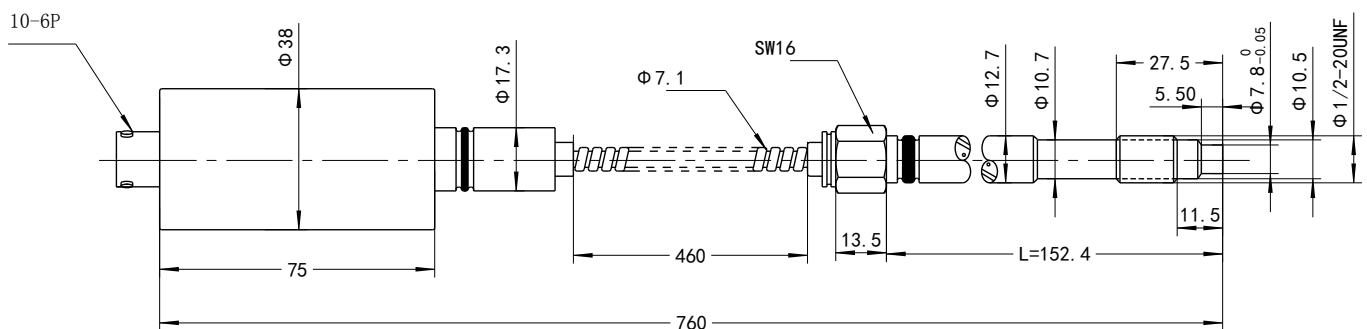
Chemical fiber & spinning Equipment
Plastic and rubber, polyester process equipment
Other pressure measurement and Control

Feature

High-standard quality
Stainless steel Seal
Simple Installation
Completely interchange similar import products
Internal 80% calibration
Excellent stability



Dimension



PT124B-123

Melt Pressure Transmitter

Model: PT124B-123T (High precision)



Description

PT124B-123T Series Melt Pressure Transmitter (Flexible stem & High accuracy) comes with thermocouple, it can measure the pressure and temperature at one point. The series adopts special construction and excellent alloy elastic membrane to reduce the thermal draft and improve the accuracy. Zero & full span can be adjustable, amplified signal can be connected with PLC, which is the international standard. It is suitable for pressure measuring and controlling in melt fluid medium, such as the plastic & polymer in the process equipments.



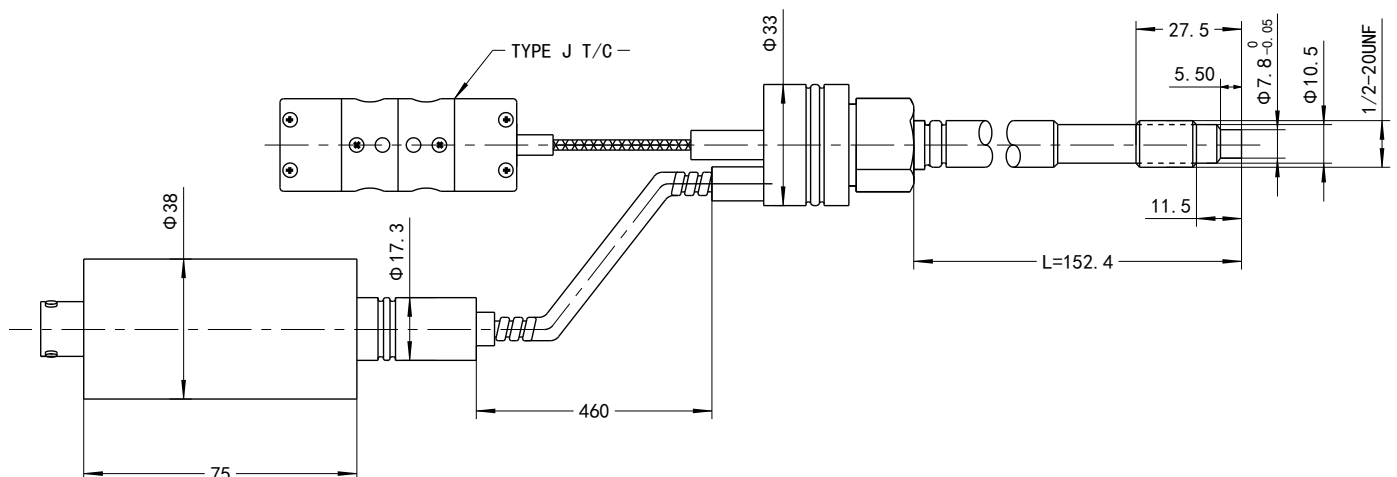
Application

- ◆ Chemical fiber & spinning Equipment
- ◆ Plastic and rubber, polyester process equipment
- ◆ Other pressure measurement and Control

Feature

- ◆ High-standard quality
- ◆ Stainless steel Seal
- ◆ Simple Installation
- ◆ Completely interchange similar import products
- ◆ Internal 80% calibration
- ◆ Excellent stability

Dimension

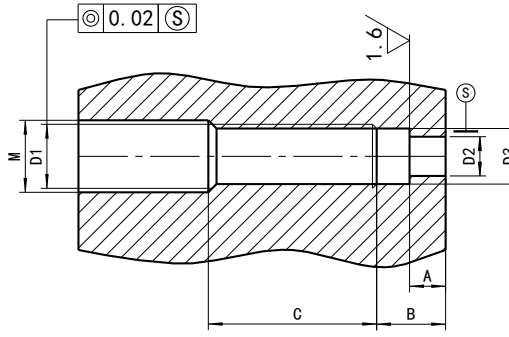
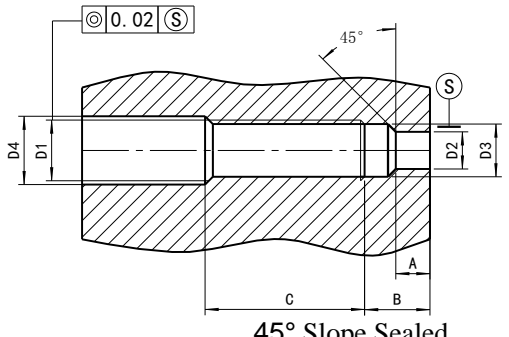


PT124B-123T

Specification

Range:	0...10MPa to 0...150MPa (0...1500psi to 0...20000psi)
Output:	0~5V; 0~10V; 4-20mA optional
Accuracy:	±0.5%FS
Input voltage:	24 (12~36V) DC
Repeatability:	±0.2%
Construction:	Wheatstone bridge
Bridge resistance:	350 ohms±10%
Overload pressure:	1.5×FSO
Internal calibration:	80%±1%
Insulation Resistance:	1000Megohms @50Vdc
Max. Diaphragm Temp:	0~350℃
Thermocouple type:	J,K,E,PT100 Optional
Electric connector:	5PIN, 6PIN
Process connector:	1/2"-20UNF, M14×1.5, M18×1.5 (Customer design)

Mounting Hole

 <p>Planar Sealed</p>	D1	M22×1.5	M28×1.5	G3/4"	PT3/8"
	D2	Φ16.1	Φ18.3	Φ18.3	Φ10.3
	D3	Φ20.1	Φ26.1	Φ24.2	Φ14.9
	M	Φ23	Φ30	Φ21	Φ11
	A	11	12	12	14
	B	12	15	15	19
	C	40	35	35	40
 <p>45° Slope Sealed</p>	D1	M12×1.5	M14×1.5	1/2-20UNF	M18×1.5
	D2	Φ8	Φ8	Φ8	Φ10.1
	D3	Φ10.8	Φ12.5	Φ11.5	Φ16.1
	D4	Φ12.5	Φ14.5	Φ13.1	Φ20
	A	6	6	6	6.5
	B	9	9.5	9.5	10

Ordering Guide

Model	Range(bar)	Output	Screw Thread	Electric connection	Other requirement
PT124B-123T	---	---	---	---	---
Example: PT124B-123T-500Bar-4/20mA-1/2-20UNF-6PIN-J					

Shanghai Zhaohui Pressure Apparatus Co., Ltd

5-6F No.8 Building No.115 ,Lane 1276 Nanle Road Songjiang District Shanghai 201600 China
Tel:+86-21-51691919 67755189 Fax:+86-21-67755185
E-mail: info@zhyqsensor.com
www.zhyqsensor.com



Melt pressure transducer/transmitter

Operating instruction



Attention for installation

1, Installation

Do not remove protective cap until ready to install. Prior to initial installation, verify correct machining of mounting hole. Install with aluminum gasket. The electronics housing should be secured, with the enclosed mounting bracket.

2, Remove

Make sure that there is no remained metal or plastic; remove all of the transducers from the equipment before you clean the extruder. You can remove the transducer only when the polymer is molten. And clean the diaphragm of the transducer with soft cloth as soon as you remove it. At the same time, you can use ZHYQ's cleaning tool kit to clean the remained material in the mounting hole in order to install easily next time.

3, Start-up

Bring system to operating temperature, and with no pressure, follow recommended procedures with instrumentation for zero and span adjustment. Make sure that there is sufficient "soak time" to assure that any material at the tip of the transducer is molten before process is started.

4, Electrical house

The tip of the transducer can endure high temperature, but the shell (electrical house) only endure temperature lower than 80°C, so it should place in the room temperature. It can benefit for the accuracy and natural life of the transducer if you keep the shell from the high temperature.

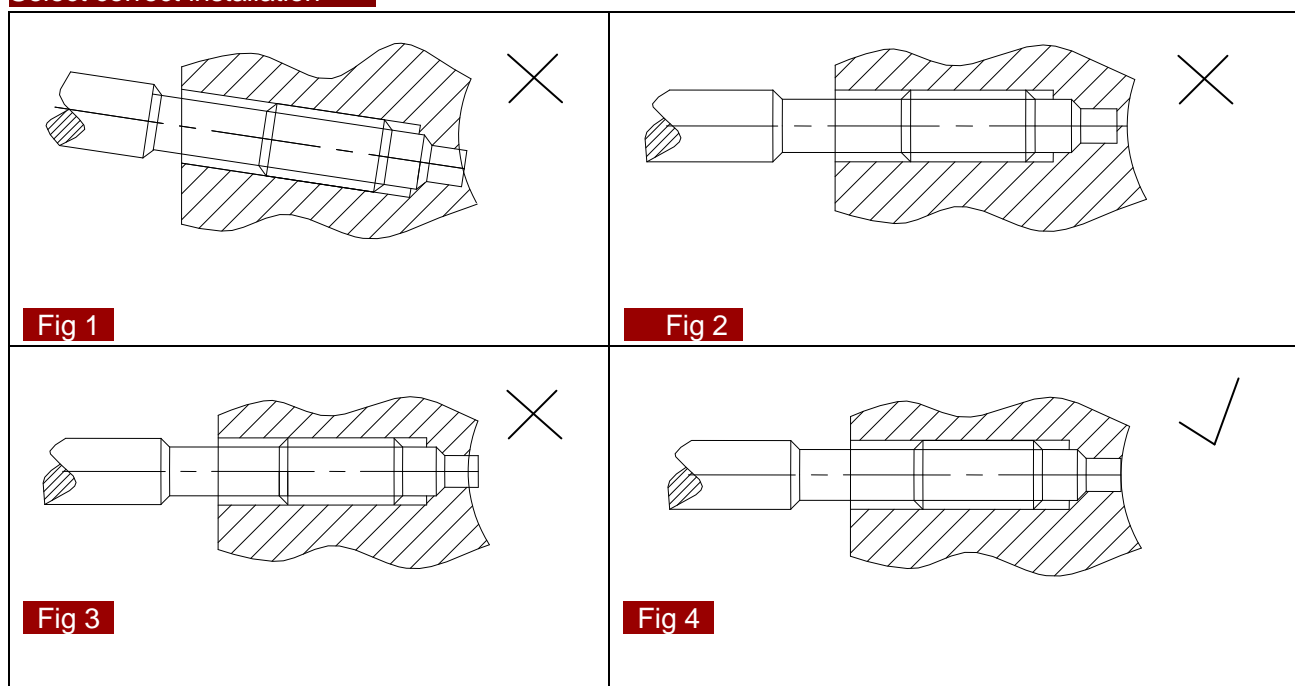
5, Overload effect

During the course of pressure measuring and controlling, it is better to make sure the transducer within the rated pressure, too long time overload the pressure will affect the accuracy and natural life of transducer, although the transducer own determinate overload ability.

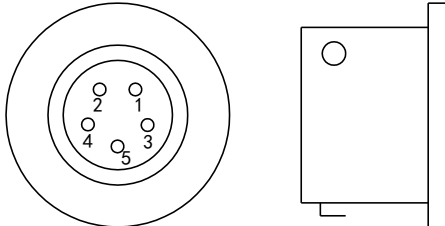
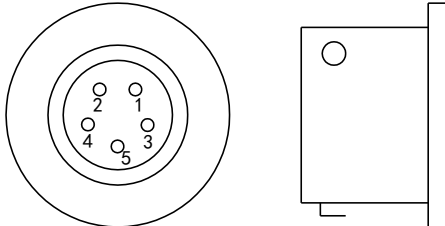
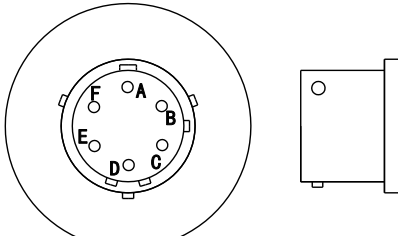
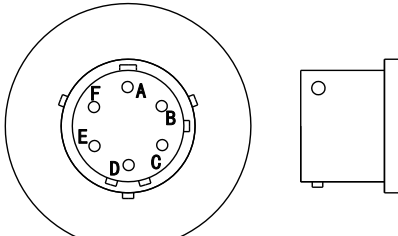
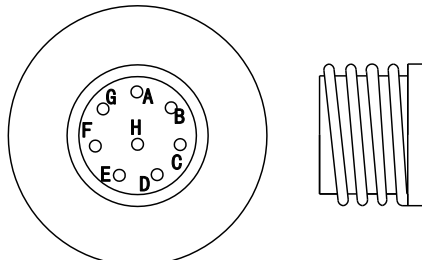
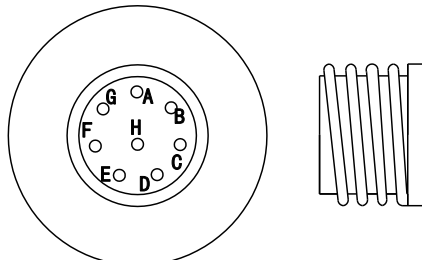
6, Wiring

Use shielded cable, attach cable shield to ground at one end only. In order to prevent the jamming.

Select correct installation



Wiring diagram

Output	Function	Color	5PIN	
0/5V;1-5V; 0/10V 0/0.5V 2.0mV/V	Signal +	Blue	1	
	Excitation +	Red	2	
	Signal -	White	3	
	Excitation -	Yellow	4	
	Calibration	Black	5	
Output	Function	Color	5PIN	
4/20mA	Signal+	Blue	1	
	Excitation+	Red	2	
	Calibration	Yellow	4	
	Calibration	Black	5	
Output	Function	Color	6PIN	
0-5V;1-5V; 0-10V; 0/0.5V 3.33mV/V	Signal +	Blue	A	
	Signal -	Green	B	
	Excitation +	Red	C	
	Excitation -	Yellow	D	
	Calibration	Brown	E	
	Calibration	Black	F	
Output	Function	Color	6PIN	
4-20mA	E+ / S+	Red	A	
	E- / S-	Blue	B	
	Calibration	Yellow	E	
	Calibration	Black	F	
Output	Function	Color	8PIN	
0-5V;1-5V; 0-10V; 0/0.5V 3.33mV/V	Excitation +	Red	A	
	Signal +	Blue	B	
	Excitation -	Yellow	C	
	Signal -	Green /White	D	
	Calibration	Brown	E	
	Calibration	Black	F	
	Blank	--	G, H	
Output	Function	Color	8PIN	
4-20mA	E+ / S+	Red	A	
	E+ / S+	Blue	B	
	Calibration	Yellow	E	
	Calibration	Black	F	

Shanghai Zhaohui Pressure Apparatus Co., Ltd

5-6F No.8 Building No.115 ,Lane 1276 Nanle Road Songjiang District Shanghai 201600 China
 Tel:+86-21-51691919 67755189 Fax:+86-21-67755185
 E-mail: info@zhyqsensor.com
 www.zhyqsensor.com

